



Sentiment-Driven Trading Strategy Dashboard

Filters

Select Sentiment

Positive x Negative x

Neutral x

Select Signal

BUY x SELL x

HOLD x

This dashboard analyzes trading signals generated from financial news sentiment.

How to use:

1. Use the filters in the sidebar.
2. Explore portfolio performance.
3. Analyze sentiment impact on trading decisions.

Strategy Performance

Total Return

5.18%

Max Portfolio Value

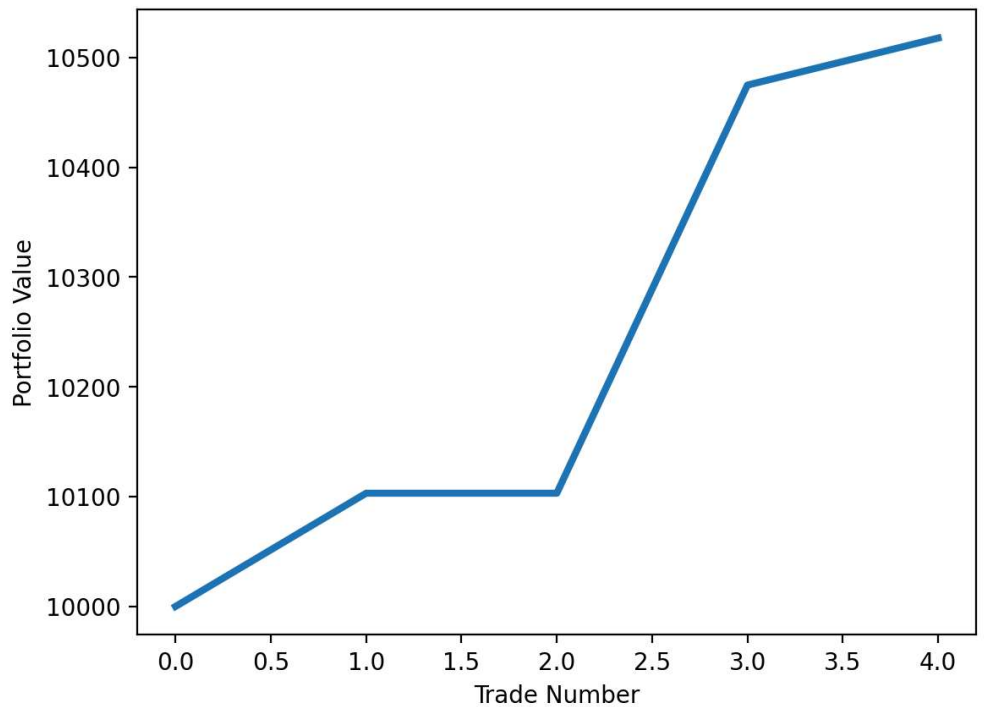
10517.71

Min Portfolio Value

10000.00

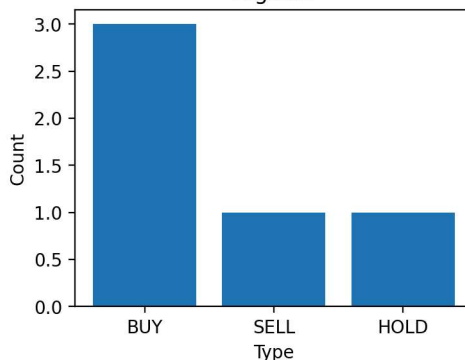
Portfolio Growth

Portfolio Performance Over Time

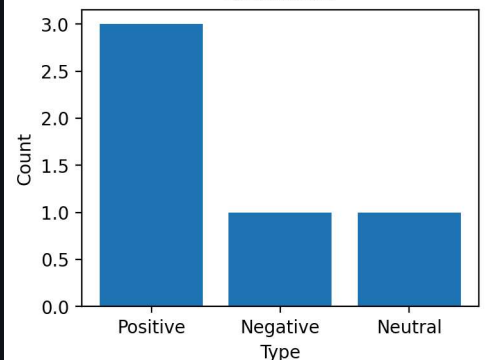


Market Sentiment & Trading Signals

Signals



Sentiment



Detailed Trade Data

	headline	sentiment	entity	signal	p
0	Stock prices surge after earnings beat	Positive	[]	BUY	
1	Company faces fraud investigation	Negative	[]	SELL	
2	RBI cuts rates to boost growth	Positive	['RBI']	BUY	
3	Investors cautious ahead of budget	Neutral	[]	HOLD	
4	Apple reports record profits in Q1	Positive	['Apple']	BUY	

Sentiment-Driven Trading Strategy | Built with Python, ML & Streamlit